

Angled integrated thermostatic valve set

Available versions:



Left

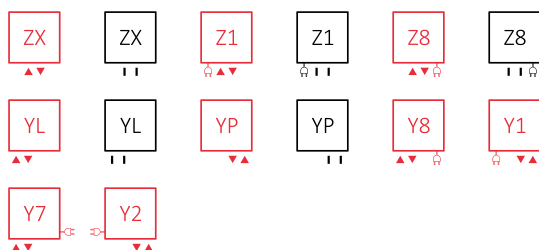


Right

The left or right-hand version determines the position of the thermostatic insert or manual valve with male thread.

Colour Options: ●●●●

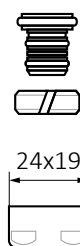
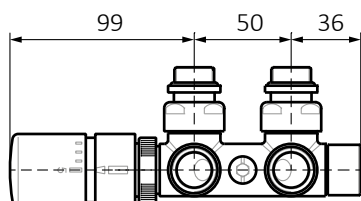
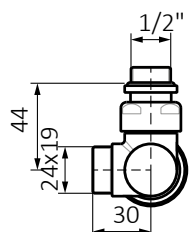
Connections:



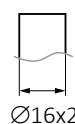
Please note: For Z and Y connections with the supply and return directions indicated in red (this applies to selected models of Terma radiators) the valve manufacturer recommends installing the thermostatic head on the supply side.

Position	Size	Colour	Product code
Left	GZ 1/2" - Ø16x2, Ø15	Chrome	WRZT5G1-CR
Right	GZ 1/2" - Ø16x2, Ø15	Chrome	WRZT5G2-CR
Left	GZ 1/2" - Ø16x2, Ø15	Satin	WRZT5G1-ST
Right	GZ 1/2" - Ø16x2, Ø15	Satin	WRZT5G2-ST
Left	GZ 1/2" - Ø16x2, Ø15	Black	WRZT5G1-CZ
Right	GZ 1/2" - Ø16x2, Ø15	Black	WRZT5G2-CZ
Left	GZ 1/2" - Ø16x2, Ø15	Black matt	WRZT5G1-CM
Right	GZ 1/2" - Ø16x2, Ø15	Black matt	WRZT5G2-CM

Angled integrated thermostatic valve set



24x19

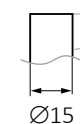


Ø16x2

Adapter for ALU-PEX installation



24x19

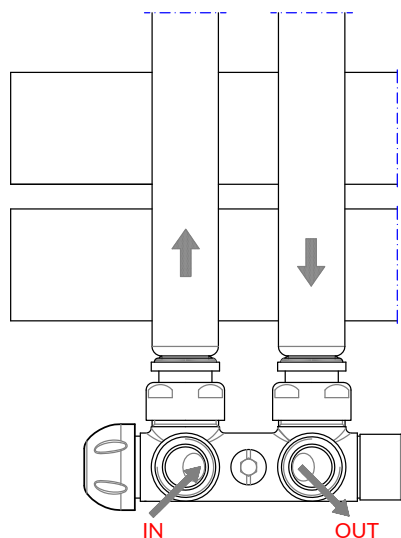


Ø15

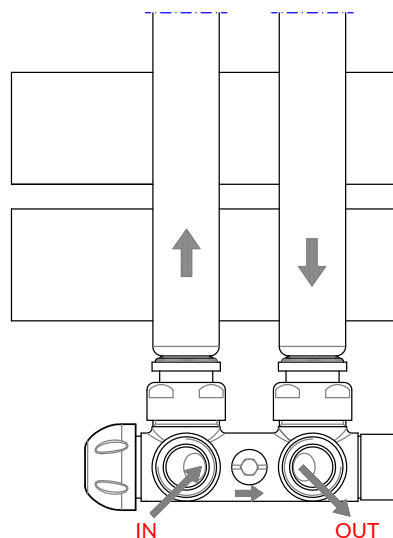
Adapter for copper installation



BITUBE / TWO PIPE

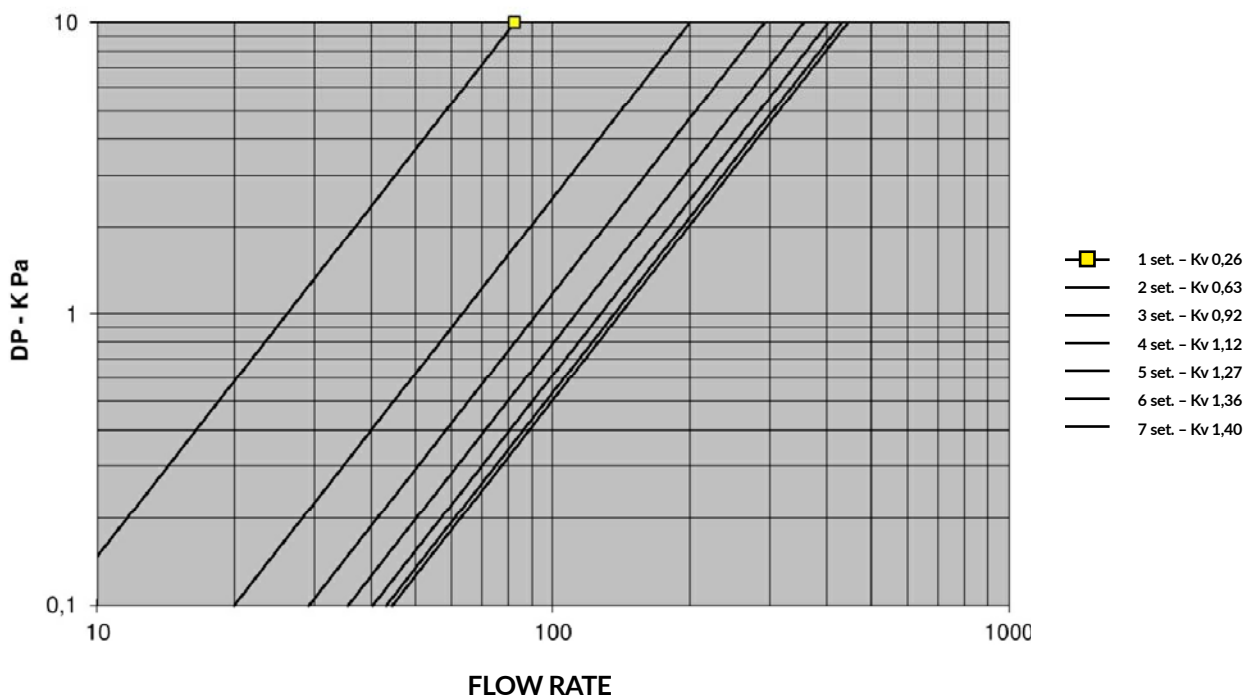


MONOTUBE / ONE PIPE



Angled integrated thermostatic valve set

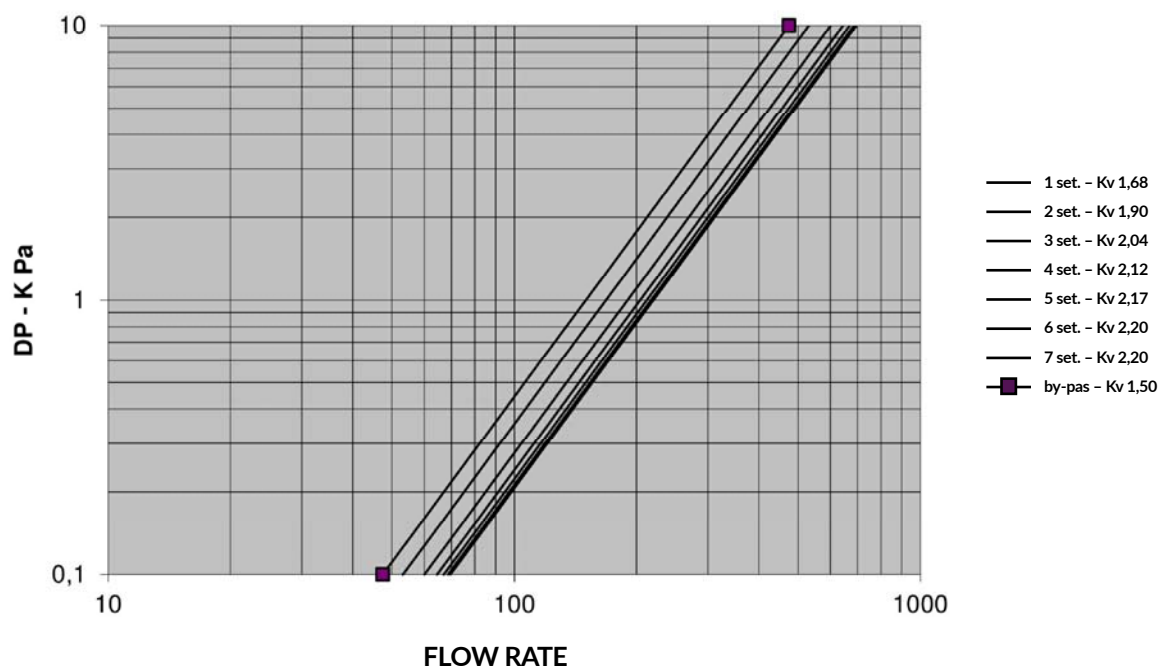
Presetting bitube:



N°GIRI	1	2	3	4	5	6	7
l/h	8,2	19,9	29,1	35,4	40,2	43,0	44,3
Kv	0,26	0,63	0,92	1,12	1,27	1,36	1,40
Dp	0,1	10					

Angled integrated thermostatic valve set

Presetting monotube:



N°GIRI	1	2	3	4	5	6	7
l/h	53,1	60,1	64,5	67,0	68,6	69,9	69,9
Kv	1,68	1,90	2,04	2,12	2,17	2,20	2,20
Dp	0,1	10					