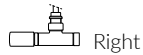


Inline integrated thermostatic valve with immersion tube set

Available versions:



Left

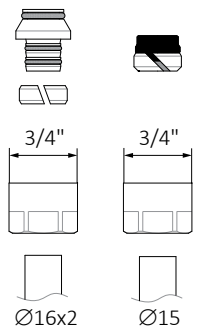
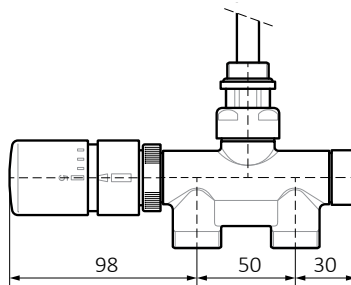
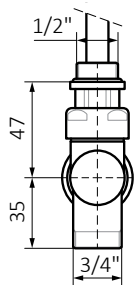


Right

The left or right-hand version determines the position of the thermostatic insert or manual valve with male thread.

Colour Options: ●●●●

Connections

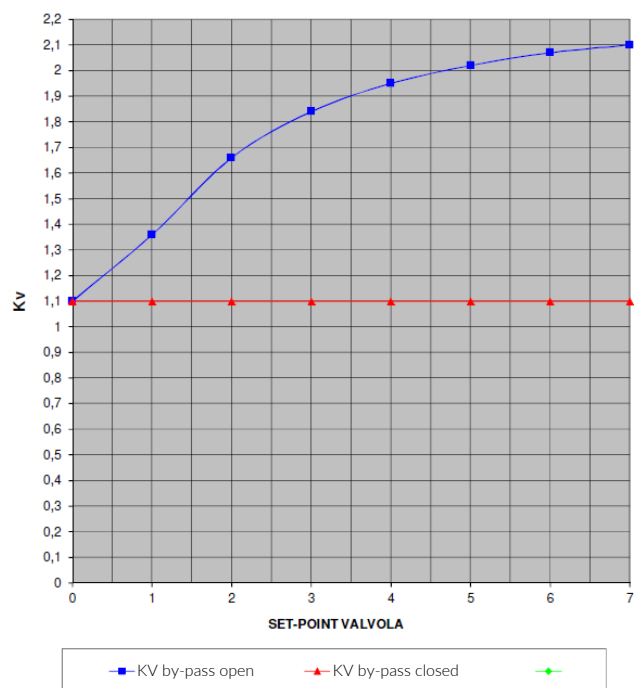


Adapter for ALU-PEX installation

Adapter for copper installation

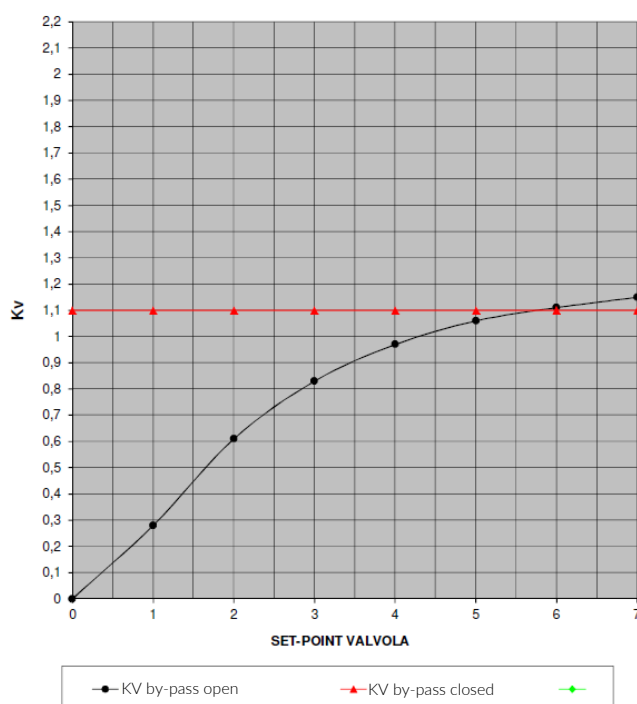
Size	Colour	Product code
GZ 1/2" - Ø16x2, Ø15	Chrome	WRZT5G7-CR
GZ 1/2" - Ø16x2, Ø15	Satin	WRZT5G7-ST
GZ 1/2" - Ø16x2, Ø15	Black matt	WRZT5G7-CM
GZ 1/2" - Ø16x2, Ø15	Black gloss	WRZT5G7-CZ

Inline integrated thermostatic valve with immersion tube set



MONOTUBE

N°Giri	0	1	2	3	4	5	6	7
KV by-pass open	1,1	1,36	1,66	1,84	1,95	2,02	2,07	2,10
KV by-pass closed	1,1	1,1	1,1	1,1	1,1	1,1	1,1	1,1



BITUBE

N°Giri	0	1	2	3	4	5	6	7
KV by-pass open	0	0,28	0,61	0,83	0,97	1,06	1,11	1,15
KV by-pass closed	1,1	1,1	1,1	1,1	1,1	1,1	1,1	1,1